

Reception Long - Term Plan 24-245



A
UNIQUE
CHILD

POSITIVE
RELATIONSHIPS

ENABLING
ENVIRONMENTS
& ADULT SUPPORT

LEARNING
& DEVELOPMENT

The New Early Years Framework 2021

Communication and Language

Listening, Attention & Understanding

Speaking

Personal & Social Development

Self-Regulation

Managing Self

Building Relationships

Physical development

Gross Motor Skills

Fine Motor Skills

LITERACY

- ✓ Comprehension
- ✓ Word Reading
- ✓ Writing

MATHS

- ✓ Number
- ✓ Numerical Patterns

UNDERSTANDING THE WORLD

- ✓ Past & Present
- ✓ People, Culture & Communities
- ✓ The Natural World

EXPRESSIVE ARTS AND DESIGN

- ✓ Creating with Materials
- ✓ Being imaginative & Expressive








Creating and Thinking Critically

Active Learning

Playing and Exploring

SPECIFIC AREAS

Reception Long - Term Plan 24-25

	Autumn 1 	Autumn 2 	Spring 1 	Spring 2 	Summer 1 	Summer 2 
General Themes <i>NB: These themes may be adapted at various points to allow for children's interests to flow through the provision</i>	All about me My new class Classroom rules What do I look like? Feelings/emotions Human body Looking after my body What am I good at? Autumn/Harvest	Paws, Jaws and Claws How can I look after a pet? Life cycle of a chicken Weird and wonderful animals Child led enquires	People who help us Superheroes Emergency services How can we be helpful/help others? Who does a super job to help me?	Tell me a story Author study Writing our own stories Traditional tales	How does your garden grow? Fruit and vegetables Planting Science activities and investigations Exploring seeds	Food, glorious food Healthy food Bread making Food from around the world Field to plate (the journey)
Possible Texts and 'old favourites'	The Smartest Giant Funny Bones Starting school Charlies new school A little bit brave Everybody has feelings My body	Dear Zoo Animal antics Weird and wonderful animals Animal characteristics The Gruffalo Animal babies What happens next? Farmer Duck	When I grow up A super hero like you People who help us	Jill Murphy stories – Peace at last, 5 minutes peace, Whatever next, A quiet night in.	Olivers vegetables Handas Surprise	Olivers fruit salad The little red hen
'Wow' moments / Enrichment Weeks	Settling in weeks – getting to know my new classroom Autumn Trail Harvest Time Birthdays Favourite Songs	Special school visitor day! Blackpool Zoo trip Vets/animal hospital role play Christmas activities – Nativity	Selection of visitors; police, fire, nurse.	Theatre trip Teddy bears picnic World Book Day	Barton Grange visit Gardening Flower shop role play	Guys Pizza making Fruit and vegetable shop role play

Reception Long - Term Plan 24-25



Autumn 1	Autumn 2	Spring 1	Spring 2	Summer 1	Summer 2
Marvelous me	Paws,claws,jaws	People who help us	Tell me a story	How does your garden grow?	Food glorious food

Characteristics of Effective Learning

Playing and exploring: - Children investigate and experience things, and 'have a go'. Children who actively participate in their own play develop a larger store of information and experiences to draw on which positively supports their learning

Active learning: - Children concentrate and keep on trying if they encounter difficulties. They are proud of their own achievements. For children to develop into self-regulating, lifelong learners they are required to take ownership, accept challenges and learn persistence.


Creating and thinking critically: - Children develop their own ideas and make links between these ideas. They think flexibly and rationally, drawing on previous experiences which help them to solve problems and reach conclusions.

Unique Child: Every child is unique and has the potential to be resilient, capable, confident and self-assured.

Positive Relationships: Children flourish with warm, strong & positive partnerships between all staff and parents/carers. This promotes independence across the EYFS curriculum. Children and practitioners are NOT alone – embrace each community.

Enabling environments: Children learn and develop well in safe and secure environments where routines are established and where adults respond to their individual needs and passions and help them to build upon their learning over time.

Learning and Development: Children develop and learn at different rates (not in different ways as it stated 2017). We must be aware of children who need greater support than others.






Reception Long - Term Plan 24-25

	Autumn 1	Autumn 2	Spring 1	Spring 2	Summer 1	Summer 2
General Themes	Marvelous me	Paws, Jaws and claws	People who help us	Tell me a story	How does your garden grow?	Food glorious food
Communication and Language	<p>The development of children’s spoken language underpins all seven areas of learning and development. Children’s back-and-forth interactions from an early age form the foundations for language and cognitive development. The number and quality of the conversations they have with adults and peers throughout the day in a language-rich environment is crucial. By commenting on what children are interested in or doing, and echoing back what they say with new vocabulary added, practitioners will build children’s language effectively. Reading frequently to children, and engaging them actively in stories, non-fiction, rhymes and poems, and then providing them with extensive opportunities to use and embed new words in a range of contexts, will give children the opportunity to thrive. Through conversation, story-telling and role play, where children share their ideas with support and modelling from their teacher, and sensitive questioning that invites them to elaborate, children become comfortable using a rich range of vocabulary and language structures.</p>					
Whole EYFS Focus – C&L is developed throughout the year through high quality interactions, daily group discussions, sharing circles, PSHE times, stories, singing, speech and language interventions, Pie Corbett T4W, EYFS productions, assemblies and weekly interventions.	Settling in activities Making friends Children talking about experiences that are familiar to them This is me! Rhyming and alliteration Familiar Print Sharing facts about me! Colour Monsters Shared stories All about me! Model talk routines through the day. For example, arriving in school: “Good morning, how are you?”	Settling in activities Develop vocabulary Tell me a story - retelling stories Story language Word hunts Listening and responding to stories Following instructions Takes part in discussion Understand how to listen carefully and why listening is important. Use new vocabulary through the day. Choose books that will develop their vocabulary.	Using language well Ask’s how and why questions... Retell a story with story language Story invention – talk it! Ask questions to find out more and to check they understand what has been said to them. Describe events in some detail. Listen to and talk about stories to build familiarity and understanding. Learn rhymes, poems and songs.	Settling in activities Describe events in detail – time connectives Understand how to listen carefully and why listening is important. Use picture cue cards to talk about an object: “What colour is it? Where would you find it? Sustained focus when listening to a story	Settling in activities Re-read some books so children learn the language necessary to talk about what is happening in each illustration and relate it to their own lives	Show and tell Weekend news Read aloud books to children that will extend their knowledge of the world and illustrate a current topic. Select books containing photographs and pictures, for example, places in different weather conditions and seasons.
Daily story time						






Reception Long - Term Plan 24-25

	Autumn 1	Autumn 2	Spring 1	Spring 2	Summer 1	Summer 2
General Themes	Marvellous me	Paws, jaws, claws	People how help us	Tell me a story	How does your garden grow?	Food, glorious food
Personal, Social and Emotional Development 	<p>Children’s personal, social and emotional development (PSED) is crucial for children to lead healthy and happy lives and is fundamental to their cognitive development. Underpinning their personal development are the important attachments that shape their social world. Strong, warm and supportive relationships with adults enable children to learn how to understand their own feelings and those of others. Children should be supported to manage emotions, develop a positive sense of self, set themselves simple goals, have confidence in their own abilities, to persist and wait for what they want and direct attention as necessary. Through adult modelling and guidance, they will learn how to look after their bodies, including healthy eating, and manage personal needs independently. Through supported interaction with other children, they learn how to make good friendships, co-operate and resolve conflicts peaceably. These attributes will provide a secure platform from which children can achieve at school and in later life.</p>					
Managing Self Self - Regulation	<p>Show an understanding of their own feelings and those of others and begin to regulate their behaviour accordingly. Set and work towards simple goals, being able to wait for what they want and control their immediate impulses when appropriate. Give focused attention to what the teacher says, responding appropriately even when engaged in activity, and show an ability to follow instructions involving several ideas or actions.</p> <ul style="list-style-type: none"> ✓ Controlling own feelings and behaviours ✓ Applying personalised strategies to return to a state of calm <ul style="list-style-type: none"> ✓ Being able to curb impulsive behaviours <ul style="list-style-type: none"> ✓ Being able to concentrate on a task ✓ Being able to ignore distractions ✓ Behaving in ways that are pro-social <ul style="list-style-type: none"> ✓ Planning <ul style="list-style-type: none"> ✓ Thinking before acting ✓ Delaying gratification ✓ Persisting in the face of difficulty. 					



Reception Long - Term Plan 24-25




	Autumn 1	Autumn 2	Spring 1	Spring 2	Summer 1	Summer 2
General Themes	Marvelous me	Paws, Jaws and claws	People who help us	Tell me a story	How does your garden grow?	Food glorious food
Physical Development 	See PE passport for termly planning .					
	Settling in activities Making friends Children talking about experiences that are familiar to them This is me! Rhyming and alliteration Familiar Print Sharing facts about me! Colour Monsters Shared stories All about me! Model talk routines through the day. For example, arriving in school: "Good morning, how are you?"	Settling in activities Develop vocabulary Tell me a story - retelling stories Story language Word hunts Listening and responding to stories Following instructions Takes part in discussion Understand how to listen carefully and why listening is important. Use new vocabulary through the day. Choose books that will develop their vocabulary.	Using language well Ask's how and why questions... Retell a story with story language Story invention – talk it! Ask questions to find out more and to check they understand what has been said to them. Describe events in some detail. Listen to and talk about stories to build familiarity and understanding. Learn rhymes, poems and songs.	Settling in activities Describe events in detail – time connectives Understand how to listen carefully and why listening is important. Use picture cue cards to talk about an object: "What colour is it? Where would you find it? Sustained focus when listening to a story	Settling in activities Re-read some books so children learn the language necessary to talk about what is happening in each illustration and relate it to their own lives	Show and tell Weekend news Read aloud books to children that will extend their knowledge of the world and illustrate a current topic. Select books containing photographs and pictures, for example, places in different weather conditions and seasons.



Reception Long - Term Plan 24-25

	Autumn 1	Autumn 2	Spring 1	Spring 2	Summer 1	Summer 2
General Themes	Marvelous me	Paws, Jaws and Claws	People who help us	Tell me a story	How does your garden grow?	Food, glorious food
Literacy: Writing TFW used as stimulus across the year Texts may vary due to children's interests Only ask children to write sentences when they have sufficient knowledge of letter-sound correspondences.	Focus on pencil control, name writing and general mark making both adult led and independently. Giving meaning to marks and labelling. Writing initial learnt sounds, tricky words and captions. Using initial sounds to label parts of the body. Creating their own messages at the telephone table.	To introduce T4W Texts as a Stimulus: The Little Red Hen *Retelling the story *Sequencing the story *Creating a story map *Editing and adapting the story. Create a 'help needed' poster for the Little Red Hen. Name writing, labelling using initial sounds, story scribing. Retelling stories in writing area, instructions for making bread. Christmas story – writing activities at the writing tables.	Texts as a Stimulus: Where the wild things are – literacy shed. CVC words / simple sentence writing using high frequency words People who help us fact file-Writing some of the tricky words such as I, me, my, like, to, the. Writing CVC words, Labels using CVC, CVCC, CCVC words.	Text as a Stimulus: Aliens love underpants. Making posters, designing own pants, using prepositions in writing. Jill Murphy books – creating own concertina books. Easter- Order the Easter story. Labels and captions.	Texts as a Stimulus: The extraordinary gardener – writing labels, letters of advice, instructions and narrative. Plant label writing Texts as a Stimulus: Oliver's Vegetables- Writing recipes Writing shopping lists	Healthy Food – My Menu Food Diary Handa's Surprise (Journey story) Retell the story in own words / reverse the journey Describe each animals Write new version . Writing for a purpose in role play using phonetically plausible attempts at words, beginning to use finger spaces. Form lower-case and capital letters correctly.





Autumn 1

Autumn 2

Spring 1

Spring 2

Summer 1

Summer 2

Through the teaching of Red Rose Letters and Sounds we ensure a rigorous and thorough planning programme is followed in order to strengthen the teaching and learning of phonics, and ensure children become enthusiastic and successful readers and writers.

Our aims: Our children are entitled to a Phonics curriculum which enables them to:

- gain a progressively deeper understanding of the phonetic structure of the English language.
- apply their phonic knowledge and skills to decode unfamiliar words fluently and accurately.
 - read rapidly to apply what they have learned across the whole curriculum.
 - create fluent readers, confident speakers and willing writers.
 - develop a life-long love of reading.


Phonics

Following Red Rose Phonics

<p>Phase 2 Teach 12 GPCs Teach 1 Tricky Word</p>	<p>Phase 2 Teach 11 GPCs Teach 5 Tricky Words</p>	<p>Phase 3 Teach 13 GPCs Teach 9 Tricky Words</p>	<p>Phase 3 Teach 8 GPCs Teach 8 Tricky Words</p>	<p>Phase 3 Teach 7 GPCs Teach 9 Tricky Words</p> <p>Phase 4 Teach CVCC & CCV Consolidate Phase 3/4 Tricky Words as required</p>	<p>Phase 4 <u>Teach</u> CCVC & CCVCC CCCVC & CCCVCC Polysyllabic words containing Phase 2 and 3 graphemes with adjacent consonants. Consolidate Phase 3/4 Tricky Words as required</p>
<p>Consolidate Phase 1 s a t p i n m d g o c k s pronounced /z/</p>	<p>ck e u r h b f ff l ll ss Consolidate Phase 2</p>	<p>j v w x y z/zz qu ch sh th/th ng Consolidate as required</p>	<p>ai ee igh oa with two- syllable words oo/oo with two-syllable words ar or with two-syllable words Consolidate as required</p>	<p>Phase 3 <u>ur ow</u> oi ear (Including pseudo words) air ure er (Including pseudo words) Consolidate Phase 3 Phase 4 CVCC & CCV</p>	<p>CCVC & CCVCC CCCVC & CCCVCC Polysyllabic words containing Phase 2 and 3 graphemes with adjacent consonants.</p>
<p>HFV & Tricky Words</p>	<p>Tricky Words</p>	<p>Tricky Words</p>	<p>Tricky Words</p>	<p>Tricky Words</p>	<p>Tricky Words</p>
<p>High Frequency Words as is us his has linked to s pronounced /z/ the</p>	<p>I to go no into</p>	<p>he she we be me was my you they</p>	<p>her all are (Phase 3) like (Phase 4) said when (Phase 4) have one (Phase 4)</p>	<p>come do (Phase 4) so were (Phase 4) some there (Phase 4) out little what (Phase 4) Consolidate said so have like (Phase 4)</p>	<p>Consolidate said so have like some come were there little do one when out what Teach it's</p>



Reception Long - Term Plan 24-25

	Autumn 1	Autumn 2	Spring 1	Spring 2	Summer 1	Summer 2
General Themes	All about me	Terrific tales	Amazing animals	Come outside	Ticket to ride	Fun at the seaside
Maths	<p>Developing a strong grounding in number is essential so that all children develop the necessary building blocks to excel mathematically. Children should be able to count confidently, develop a deep understanding of the numbers to 10, the relationships between them and the patterns within those numbers. By providing frequent and varied opportunities to build and apply this understanding - such as using manipulatives, including small pebbles and tens frames for organising counting - children will develop a secure base of knowledge and vocabulary from which mastery of mathematics is built. In addition, it is important that the curriculum includes rich opportunities for children to develop their spatial reasoning skills across all areas of mathematics including shape, space and measures. It is important that children develop positive attitudes and interests in mathematics, look for patterns and relationships, spot connections, 'have a go', talk to adults and peers about what they notice and not be afraid to make mistakes</p>					
<i>White Rose maths scheme alongside Master the curriculum.</i>	<p>Number Match and sort Compare amounts</p> <p>Measure, space and spatial thinking Compare size, mass and capacity Exploring pattern</p>	<p>Number Representation, comparison and composition of numbers 1-3 Representing numbers to 5 One more and less.</p> <p>Measure, space and spatial thinking Circles and triangles Positional language Shapes with 4 sides Time</p>	<p>Number Introducing zero Comparing numbers to 5 Composition of 4 and 5. 6,7,8. Making pairs Combining two groups.</p> <p>Measure, space and spatial thinking Compare mass Compare capacity Length and height Time</p>	<p>Number 9 and 10 Comparing numbers to 10 Bonds to 10</p> <p>Measure, space and spatial thinking 3D shape Pattern</p> <p>Consolidation of all Spring learning.</p>	<p>Number Building numbers beyond 10 Counting patterns beyond 10. Adding more Taking away</p> <p>Measure, space and spatial thinking Spatial reasoning, match, rotate and manipulate Compose and decompose.</p>	<p>Number Doubling Sharing and grouping Even and odd Deepening understanding Patterns and relationships.</p> <p>Measure, space and spatial thinking Spatial reasoning Visualise and build Mapping</p>
						



Reception Long - Term Plan 24-25




	Autumn 1	Autumn 2	Spring 1	Spring 2	Summer 1	Summer 2
General Themes	Marvelous me	Paws, Claws and Jaws	People who help us	Tell me a story	How does your garden grow?	Food, glorious food
Expressive Arts and Design	<p>Exploring and using media and materials' focuses on how young children engage with the many materials and creative experiences presented to them. For children within the EYFS, this will be through their senses and whole-body movements, as they discover the properties of materials (what they can and can't do), the way that music urges them to move rhythmically and with enjoyment, and how they can express themselves through, for example, colour. The development of children's artistic and cultural awareness supports their imagination and creativity. It is through this variety of experiences that children recreate their world and interpret their own ideas. This lies at the heart of creativity and expression and has many links to the other areas of learning. Children in Class 1 will have regular opportunities to engage with the arts, enabling them to explore and play with a wide range of media and materials. We believe that children need to experience at first hand the consequences of the decisions they have made, rather than quickly being shown by an adult how to get it 'right'. Children in class one are given regular opportunities to experience purposeful making activities, allowing them to demonstrate their creativity, imagination - as well as making mistakes.</p>					
<p>Painting, 3D modelling, messy play, collage, cutting, drama, role play, threading, moving to music, clay sculptures, following music patterns with instruments, singing songs linked to topics, making instruments, percussion.</p>	<p>Join in with songs; beginning to mix colours, join in with role play games and use resources available for props; build models using construction equipment. Sing call-and-response songs, so that children can echo phrases of songs you sing. Self-portraits using different media.</p> <p>Autumnal art- drawing, painting, printing pumpkins.</p> <p>Exploring sounds and how they can be changed, tapping out of simple rhythms. Use Magic Music Mike – YouTube channel.</p>	<p>Use different textures and materials to make animal homes.</p> <p>Listen to music and make their own dances in response- animal inspired (under the sea, African jungle music- music from different cultures).</p> <p>Firework pictures. Christmas decorations, Christmas cards, Christmas songs/poems</p> <p>T4W- The use of story maps, props, puppets & story bags will encourage children to retell, invent and adapt stories. Role Play Vets and Celebrations Role Play of The Nativity</p>	<p>Junk modelling – Emergency vehicles. Children will be encouraged to select the tools and techniques they need to assemble materials that they are using</p> <p>Making lanterns, Chinese writing, puppet making, Chinese music .</p> <p>Weaving tasks – red and blue/blue and yellow – police car/fire engine.</p> <p>Encourage children to take on the role of P.W.H.U in their play.</p>	<p>Artwork related to a character from a chosen story.</p> <p>Retelling familiar stories</p> <p>Pastel drawings, printing, patterns on Easter eggs,</p> <p>Mother's Day crafts</p> <p>Easter crafts</p> <p>Artwork themed around George Seurat – making pictures with tiny dots.</p>	<p>Children will explore ways to protect the growing of plants by designing scarecrows.</p> <p>Blow painting flowers – using paint, water and art straws.</p> <p>Exploring seeds.</p> <p>Using raw foods to create pictures.</p>	<p>Fruit and vegetable people</p> <p>Growing/planting of seeds</p> <p>Food tasting</p> <p>Designing own food.</p> <p>Making collages from food magazines.</p> <p>Father's Day Crafts</p>








Reception Long - Term Plan 24-25

	Autumn 1	Autumn 2	Spring 1	Spring 2	Summer 1	Summer 2
General Themes	I am special & Harvest	Special people & Christmas	Stories Jesus told & Stories Jesus heard.	Easter	Friendship & My special places	Prayer & Special times
Religious Education 	<ul style="list-style-type: none"> We are unique children of God God as a loving Father Feelings and Emotions My gifts and talents Giving thanks for food and God's many gifts to us Story of Creation and exploring the wonders of our amazing world 	<ul style="list-style-type: none"> People who love us and help us People we trust Significant role models Exploring Christian values through the actions of others Theme: Births and Birthdays Nativity Story Festivals of Light – Inc. Non-Christian Faith 	<ul style="list-style-type: none"> The lost coin The lost sheep The Good Samaritan The wise man and the foolish man. 	<ul style="list-style-type: none"> Theme : Love Palm Sunday Good Friday Easter Sunday Emotions 	<ul style="list-style-type: none"> Qualities of friendship Jesus is our friend Friends of Jesus My special places The Church including a visit Christian Artefacts Non-Christian Faith places of Worship 	<ul style="list-style-type: none"> What is prayer? How do we pray? Why do people pray? Prayer in other faith Baptism Weddings Family celebrations Links with Non-Christian Faith celebrations

Believe and Achieve – focusing on our school Christian values.

In class worship time twice a week and Friday celebration assembly, children will begin to attend whole school collective worship later on in the Autumn term.

Early Learning Goals – for the **end of the year** - best fit Judgement!

 Communication and Language	 Personal, social, emotional development	 Physical Development
<p style="text-align: center;">ELG: Listening, Attention and Understanding</p> <p>Listen attentively and respond to what they hear with relevant questions, comments and actions when being read to and during whole class discussions and small group interactions</p> <p>Make comments about what they have heard and ask questions to clarify their understanding</p> <p>Hold conversation when engaged in back-and-forth exchanges with their teacher and peers</p> <p style="text-align: center;">ELG: Speaking</p> <p>Participate in small group, class and one-to-one discussions, offering their own ideas, using recently introduced vocabulary.</p> <p>Offer explanations for why things might happen, making use of recently introduced vocabulary from stories, non-fiction, rhymes and poems when appropriate.</p> <p>Express their ideas and feelings about their experiences using full sentences, including use of past, present and future tenses and making use of conjunctions, with modelling and support from their teacher.</p>	<p style="text-align: center;">ELG: Self-Regulation</p> <p>Show an understanding of their own feelings and those of others, and begin to regulate their behaviour accordingly.</p> <p>Set and work towards simple goals, being able to wait for what they want and control their immediate impulses when appropriate.</p> <p>Give focused attention to what the teacher says, responding appropriately even when engaged in activity, and show an ability to follow instructions involving several ideas or actions.</p> <p style="text-align: center;">ELG: Managing Self</p> <p>Be confident to try new activities and show independence, resilience and perseverance in the face of challenge.</p> <p>Explain the reasons for rules, know right from wrong and try to behave accordingly.</p> <p>Manage their own basic hygiene and personal needs, including dressing, going to the toilet and understanding the importance of healthy food choices.</p> <p style="text-align: center;">ELG: Building Relationships</p> <p>Work and play cooperatively and take turns with others.</p> <p>Form positive attachments to adults and friendships with peers;.</p> <p>Show sensitivity to their own and to others' needs.</p>	<p style="text-align: center;">ELG: Gross Motor Skills</p> <p>Negotiate space and obstacles safely, with consideration for themselves and others.</p> <p>Demonstrate strength, balance and coordination when playing.</p> <p>Move energetically, such as running, jumping, dancing, hopping, skipping and climbing.</p> <p style="text-align: center;">ELG: Fine Motor Skills</p> <p>Hold a pencil effectively in preparation for fluent writing – using the tripod grip in almost all cases.</p> <p>Use a range of small tools, including scissors, paint brushes and cutlery.</p> <p>Begin to show accuracy and care when drawing.</p>

Early Learning Goals – for the **end of the year** - best fit Judgement!



Literacy

ELG: Comprehension

Demonstrate understanding of what has been read to them by retelling stories and narratives using their own words and recently introduced vocabulary.

Anticipate – where appropriate – key events in stories.

Use and understand recently introduced vocabulary during discussions about stories, non-fiction, rhymes and poems and during role-play.

ELG: Word Reading

Say a sound for each letter in the alphabet and at least 10 digraphs.

Read words consistent with their phonic knowledge by sound-blending.

Read aloud simple sentences and books that are consistent with their phonic knowledge, including some common exception words.

ELG: Writing

Write recognisable letters, most of which are correctly formed.

Spell words by identifying sounds in them and representing the sounds with a letter or letters.

Write simple phrases and sentences that can be read by others.



Maths

ELG: Number

Have a deep understanding of number to 10, including the composition of each number;

Subitise (recognise quantities without counting) up to 5; - Automatically recall (without reference to rhymes, counting or other aids) number bonds up to 5 (including subtraction facts) and some number bonds to 10, including double facts.

ELG: Numerical Patterns

Verbally count beyond 20, recognising the pattern of the counting system; - Compare quantities up to 10 in different contexts, recognising when one quantity is greater than, less than or the same as the other quantity.

Explore and represent patterns within numbers up to 10, including evens and odds, double facts and how quantities can be distributed equally.

Early Learning Goals – for the **end of the year** - best fit Judgement!



Understanding the World

ELG: Past and Present

Talk about the lives of the people around them and their roles in society.

Know some similarities and differences between things in the past and now, drawing on their experiences and what has been read in class.

Understand the past through settings, characters and events encountered in books read in class and storytelling.

ELG: People, Culture and Communities

Describe their immediate environment using knowledge from observation, discussion, stories, non-fiction texts and maps.

Know some similarities and differences between different religious and cultural communities in this country, drawing on their experiences and what has been read in class.

Explain some similarities and differences between life in this country and life in other countries, drawing on knowledge from stories, non-fiction texts and – when appropriate – maps.

ELG: The Natural World

Explore the natural world around them, making observations and drawing pictures of animals and plants.

Know some similarities and differences between the natural world around them and contrasting environments, drawing on their experiences and what has been read in class.

Understand some important processes and changes in the natural world around them, including the seasons and changing states of matter.



Expressive arts and design

ELG: Creating with Materials

Safely use and explore a variety of materials, tools and techniques, experimenting with colour, design, texture, form and function.

Share their creations, explaining the process they have used; - Make use of props and materials when role playing characters in narratives and stories.

ELG: Being Imaginative and Expressive

Invent, adapt and recount narratives and stories with peers and their teacher.

Sing a range of well-known nursery rhymes and songs; Perform songs, rhymes, poems and stories with others, and – when appropriate – try to move in time with music.